

DYNAMIC LIVE

Dynamic Funds®
Invest with advice.



All-Caps, All the Time; Partnership

Vishal Patel, Bcomm (Hons.), CFA
Vice President & Portfolio Manager

Meet Vishal Patel: Vice President & Portfolio Manager



Vishal Patel, CFA

Vice President & Portfolio Manager

FUNDS MANAGED

Dynamic Power Canadian Growth Fund

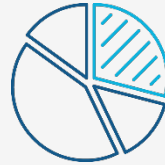
Dynamic Power Balanced Fund

Dynamic U.S. Balanced Class

Dynamic Power Small Cap Fund

PRIVATE INVESTMENT POOLS

Dynamic Canadian Equity Private Pool Class



Vishal Patel is lead portfolio manager of several Dynamic mandates managing over \$6 billion in assets.


Vishal joined Dynamic Funds as an analyst in 2005 and has held progressively senior positions. He was promoted to Portfolio Manager in 2010 and became a Vice President in 2019. Over the last two years, he has received multiple industry awards for delivering consistently strong risk-adjusted performance relative to his peers.

Throughout Vishal's more than 15 years of industry experience, he has covered a broad range of companies across multiple industries. Vishal is a growth oriented manager who employs deep fundamental analysis to select best-in-class sustainable growth companies. He seeks out unique businesses run by strong business leaders and management teams who demonstrate sound capital allocation discipline.

Vishal has a Bachelor of Commerce with distinction from the John Molson School of Business at Concordia University and is a Calvin C. Potter Fellow. He earned the CFA designation in 2009.

Dynamic Funds®
Invest with advice.

Our Investment Process Defined, Repeatable, Focused



Qualitative Analysis Checklist Behind Buy and Sell Decisions



People



Durable Advantage



Capital Allocation

Dynamic Power Small Cap Fund Portfolio Positioning

TOP 10 HOLDINGS

As of April 30, 2021

Trisura Group Ltd.

goeasy Ltd.

Interfor Corporation

Canfor Corporation

Richelieu Hardware Ltd.

Calian Group Ltd.

GDI Integrated Facility Services Inc.

Boyd Group Services Inc.

Altus Group Ltd.

Kinaxis Inc.

Total Top 10: 57.7%
Total # of Holdings 29

Sector Allocation

As of April 30, 2021

Industrials 22.9%

Information Technology 18.6%

Materials 15.7%

Financials 14.2%

Consumer Discretionary 12.8%

Real Estate 9.8%

Healthcare 5.9%

Source: Dynamic Funds. Bold indicates sectors that are overweight relative to the BMO Small Cap Blended Weighted Index.

Dynamic Funds[®]
Invest with advice.

Dynamic U.S. Balanced Class Portfolio Positioning

TOP 10 HOLDINGS

As of April 30, 2021

Microsoft Corporation

NVIDIA Corporation

Alphabet Inc.

Apple Inc.

Facebook, Inc.

Union Pacific Corporation

Visa Inc.

Mastercard Inc.

Berkshire Hathaway Inc.

Sherwin-Williams Company

Total Top 10: 37.7%

Sector Allocation

As of April 30, 2021

Software & Services 12.6%

Consumer Discretionary 9.7%

Technology Hardware & Equip. 8.8%

Communication Services 8.6%

Health Care 7.9%

Industrials 7.4%

Insurance 5.4%

Diversified Financials 4.6%

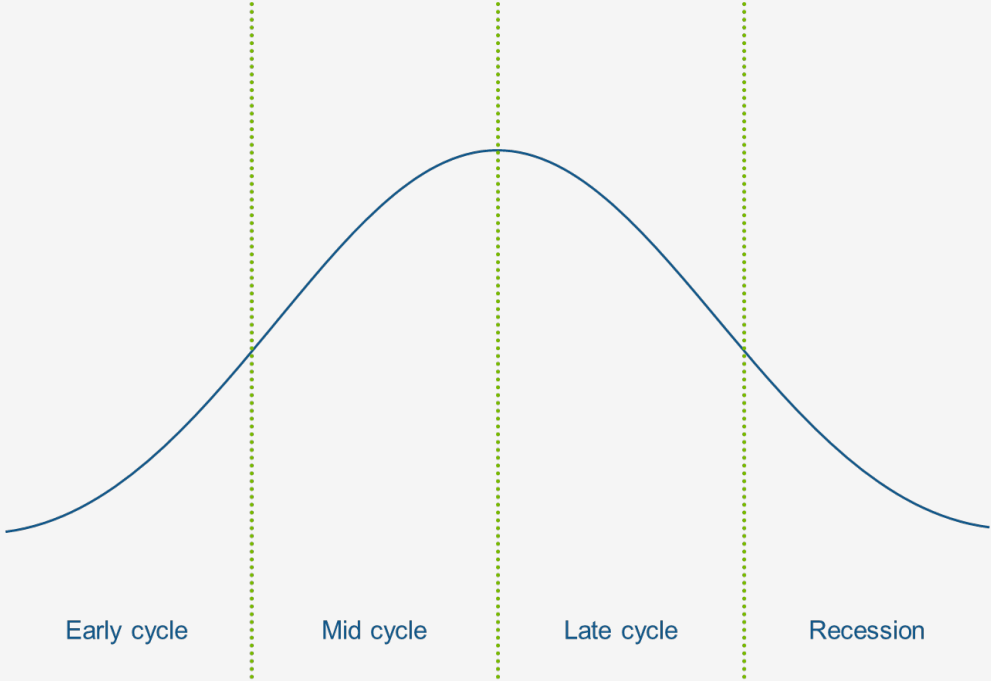
Consumer Staples 4.6%

Corporates 0.1%

Source: Dynamic Funds.

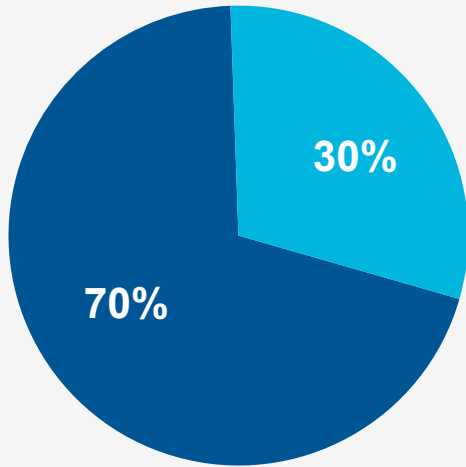
Dynamic Funds®
Invest with advice.

The Economic Cycle



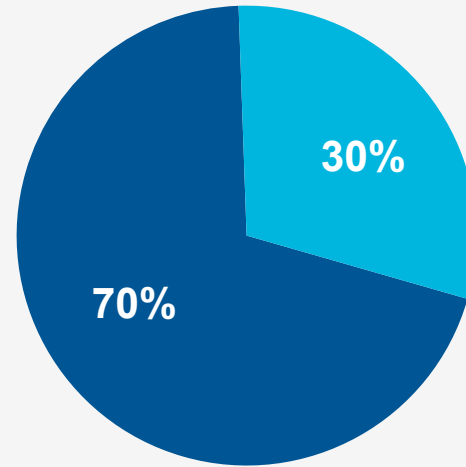
Asset Allocation

Dynamic Power Balanced Fund



- Equity - Unhedged
- Fixed Income - Pure Canada

Dynamic U.S. Balanced Class



- Equity - Unhedged
- Fixed Income - Hedged

Source: Dynamic Funds.

ADVISOR USE ONLY

Dynamic Funds®
Invest with advice.



All-Caps, All the Time; Partnership

Vishal Patel, Bcomm (Hons.), CFA
Vice President & Portfolio Manager

Important information

ADVISOR USE ONLY.

This presentation has been prepared by 1832 Asset Management L.P and is provided for information purposes only.

Views expressed regarding a particular investment, economy, industry or market sector should not be considered an indication of trading intent of any of the mutual funds managed by 1832 Asset Management LP. These views are not to be relied upon as investment advice nor should they be considered a recommendation to buy or sell. These views are subject to change at any time based upon markets and other conditions, and we disclaim any responsibility to update such views.

To the extent this document contains information or data obtained from third party sources, it is believed to be accurate and reliable as of the date of publication, but 1832 Asset Management L.P. does not guarantee its accuracy or reliability. Nothing in this document is or should be relied upon as a promise or representation as to the future.

© Copyright 2021 1832 Asset Management L.P. All rights reserved. Dynamic Funds® is a registered trademark of its owner, used under license, and a division of 1832 Asset Management L.P. ™ Trademark of its owner, used under license.

Commissions, trailing commissions, management fees and expenses may be associated with mutual fund investments. Please read the prospectus before investing. The indicated rates of return are the historical annual compounded total returns including changes in units value and reinvestment of all distributions and do not take into account sales, redemption, distribution or optional charges or income taxes payable by any securityholder that would have reduced returns. Mutual funds are not guaranteed, their values change frequently and past performance may not be repeated.

Dynamic Funds[®]

Invest with advice.