

DYNAMIC LIVE

Dynamic Funds®
Invest with advice.



International Investing: When Experience Counts

Dana Love, MSc, CFA, Vice-President & Senior Portfolio Manager

Benjamin Zhan, MBA, CFA, Vice-President & Portfolio Manager

Kevin Kaminski, MBA, CFA, Portfolio Manager

The Dynamic Core Equity Team



Dana Love, MSc., CFA
 Vice President & Sr Portfolio Manager
 Dynamic: 7 years
 Industry: 22 years



Ben Zhan, MBA, CFA
 VP & Portfolio Manager
 Dynamic: 18 years
 Industry: 24 years



Kevin Kaminski, MBA, CFA
 Portfolio Manager
 Dynamic: 7 years
 Industry: 18 years



Danilo Martins, MBA, CFA
 Portfolio Manager
 Dynamic: 4 years
 Industry: 17 years



Andrew Tang, CFA, MA
 Portfolio Analyst
 Dynamic: 7 years
 Industry: 12 years

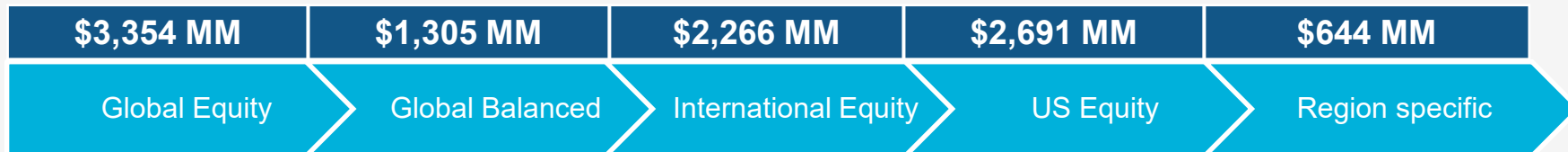


Ryan Irvine, CFA, MBA
 Senior Portfolio Analyst
 Dynamic: <1 year
 Industry: 12 years



Bruce Zhang, CFA, MBA
 Portfolio Analyst
 Dynamic: 3 year
 Industry: 12 years

← **TOTAL AUM: \$10,460 MM** →



Source: 1832 Asset Management. As at March 31, 2021

Dynamic Funds®
Invest with advice.

Investment Philosophy

1

Good business?



2

Good company?



3

Good value?



A Truly Global Perspective

On the ground research



Innovation is Alive



Techtronic: Powered By Innovation: RYOBI Builds Industry-Leading Cordless Tools

Schneider Electric: A Framework for Achieving Sustainability in Data Centers



Dometic Mobar Wins 30 Most Innovative Product Awards

Dynamic Funds®
Invest with advice.

Timing The Market?

Security	Currency	Price Change	Total Return	Difference	Annual Eq
1) 700 HK Equity	USD	295.65%	295.65%	129.05%	26.31%
2) BABA US Equity	USD	166.59%	166.59%	--	18.12%
3) 2331 HK Equity	USD	1578.73%	1578.73%	1412.14%	61.46%
4) 1211 HK Equity	USD	190.15%	190.15%	23.56%	19.83%
5) SPX Index	USD	99.66%	99.66%	-66.93%	12.46%



Notes: Tencent (700.HK), Alibaba (BABA.US), Li Ning (2331.HK), BYD (1211.HK). SPX (S&P500 Index)

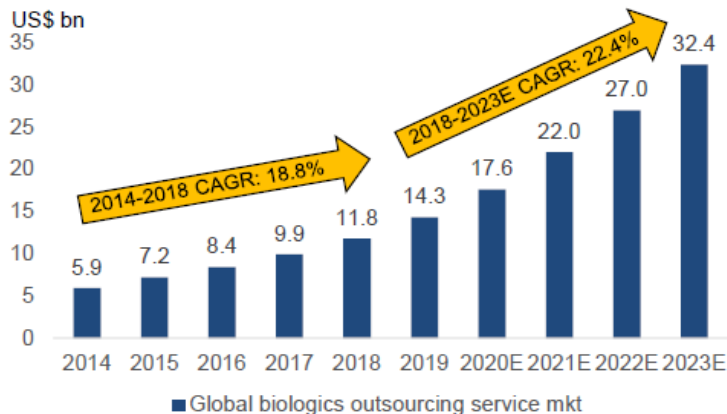
Source: Bloomberg

The Next Big Thing – China Healthcare

Healthcare Spending Per Capital (US\$)				
	2003	2008	2013	2018
China	\$56	\$132	\$326	\$501
US	\$5,741	\$7,411	\$8,600	\$10,624

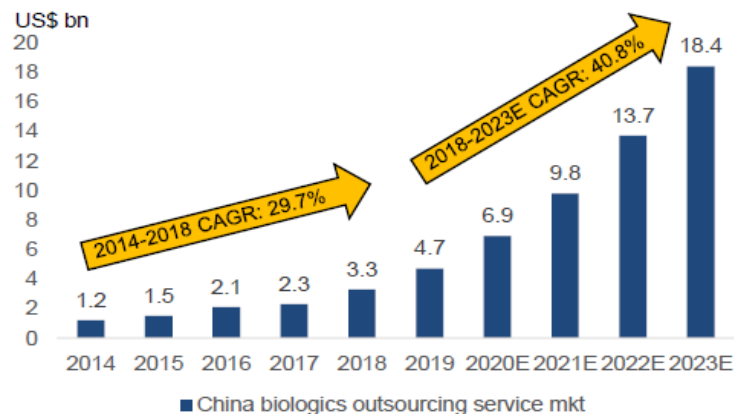
Source: Microtrends.net

Figure 82. Global Biologics Outsourcing Market Size



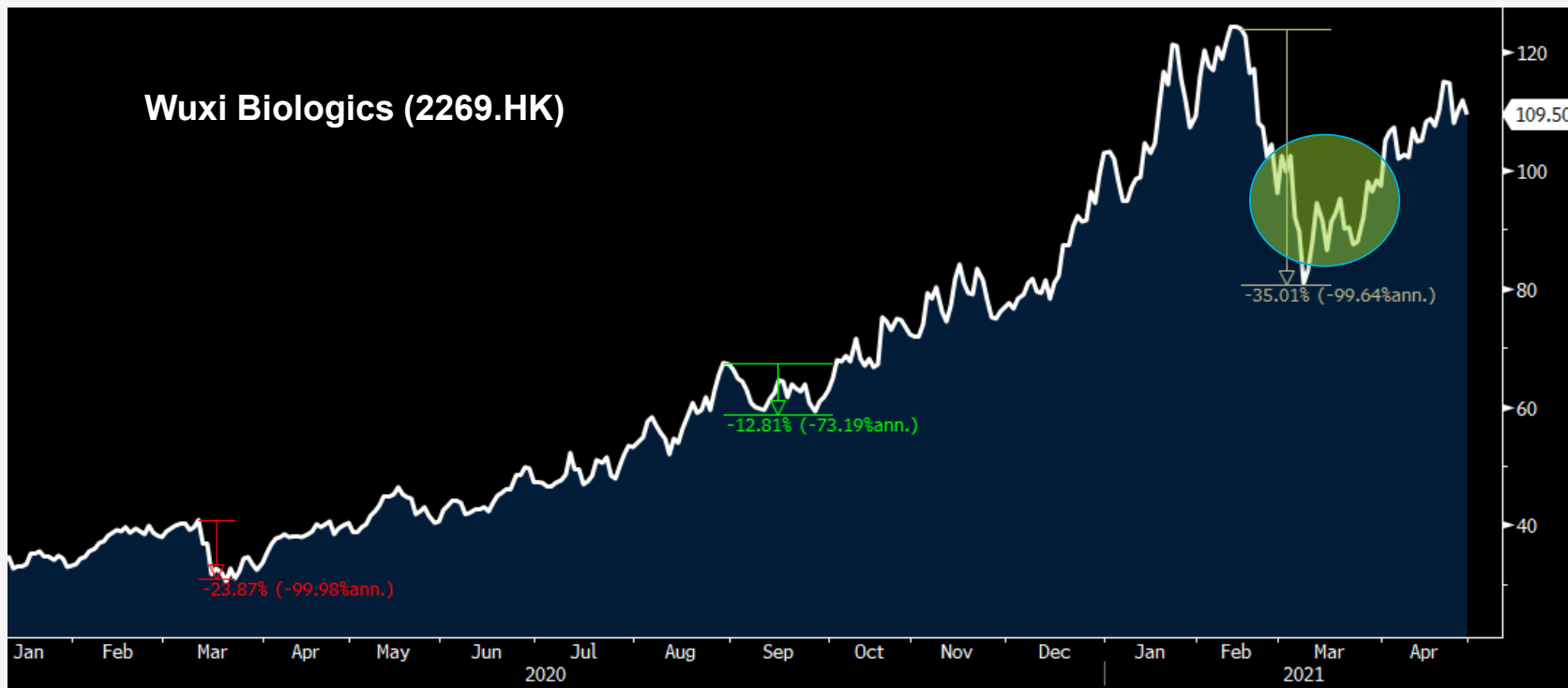
Source: Citi Research, Frost&Sullivan

Figure 83. China Biologics Outsourcing Market Size



Source: Citi Research, Frost&Sullivan

The Time To Bail Or To Load?



Source: Bloomberg (Data as of April 30, 2021)

Important information

ADVISOR USE ONLY.

This presentation has been prepared by 1832 Asset Management L.P and is provided for information purposes only.

Views expressed regarding a particular investment, economy, industry or market sector should not be considered an indication of trading intent of any of the mutual funds managed by 1832 Asset Management LP. These views are not to be relied upon as investment advice nor should they be considered a recommendation to buy or sell. These views are subject to change at any time based upon markets and other conditions, and we disclaim any responsibility to update such views.

To the extent this document contains information or data obtained from third party sources, it is believed to be accurate and reliable as of the date of publication, but 1832 Asset Management L.P. does not guarantee its accuracy or reliability. Nothing in this document is or should be relied upon as a promise or representation as to the future.

© Copyright 2021 1832 Asset Management L.P. All rights reserved. Dynamic Funds® is a registered trademark of its owner, used under license, and a division of 1832 Asset Management L.P. ™ Trademark of its owner, used under license.

Commissions, trailing commissions, management fees and expenses may be associated with mutual fund investments. Please read the prospectus before investing. The indicated rates of return are the historical annual compounded total returns including changes in units value and reinvestment of all distributions and do not take into account sales, redemption, distribution or optional charges or income taxes payable by any securityholder that would have reduced returns. Mutual funds are not guaranteed, their values change frequently and past performance may not be repeated.

Dynamic Funds[®]

Invest with advice.