



DYNAMIC
LIVE
IN CONVERSATION

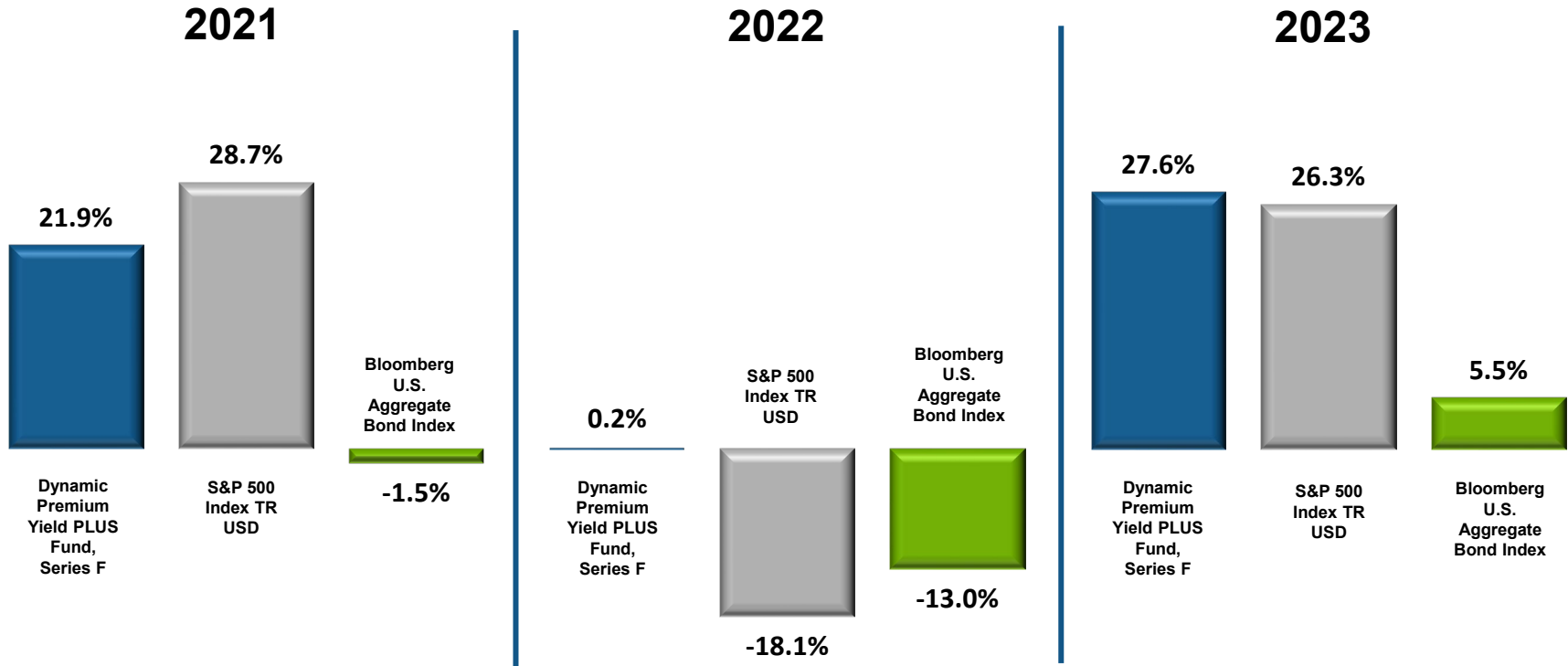
Dynamic Funds[®]
Invest with advice.

The 7-Eleven Paycheque

Damian Hoang

Vice President & Senior Portfolio Manager

An Asymmetrical Alternative



Source Morningstar, Indices are not managed, and it is not possible to invest directly in an index

Alternative Offerings – Three Distinct Strategies

Dynamic Premium Yield Fund offers

Premium income ~7% yield

Designed to generate equity-like returns over time but with a smoother path (effectively to earn the distributed income)

Defensive and low beta

Write fully cash covered puts

Strategic usage of puts, calls, and stocks

Systematic portfolio protection

Dynamic Premium Yield PLUS Fund offers

Higher income ~11% yield

Designed to generate equity-like returns over time but with a smoother path (effectively to earn the distributed income)

Defensive and low beta

Partially cash covered puts (more puts written)

Strategic usage of puts, calls, and stocks

More systematic portfolio protection

Dynamic Active Enhanced Yield Covered Options ETF offers

Premium income ~7.5% yield

Designed with a higher beta vs other Dynamic offerings, more market participation while still offering an attractive conditional dividend

Less defensive and medium beta

Write fully cash covered puts and covered calls

Strategic usage of puts, calls, and stocks

No additional systematic portfolio protection

Fundamental Due Diligence Framework

Business

- Stable revenue growth with high proportion of recurring revenue
- Has pricing power
- Competitive advantage vs peers

Financial Metrics

- Ability to generate strong FCF
- Consistent margin expansion
- Solid balance sheet
- Strong and consistent growth in operating income
- Attractive growth at a reasonable valuation (FCF yield, P/E, EV/EBITDA, DCF, Proprietary techniques, Quant)



Management

- Proven track record
- High level of transparency and company disclosures
- Clear communication with investors
- Strong corporate governance
- Aligned interest with shareholders

Growth

- Quantifiable catalyst
- TAM (total addressable market) expansion and/or gaining market share
- Innovation
- If applicable, strong track record of business development

Economic Moat

- High barriers to entry
- Customer loyalty and brand recognition
- High switching costs
- Superior scale
- Best in class technology/products/offering

Buy the Dip Discipline for Equities



Microsoft

Fair Valuation Range for MSFT ~\$460

Write cash-covered puts on quality stocks with margin of safety ~7% to 12%

- For example, wrote a \$255 put on Microsoft when stock was trading at \$277
- Receive \$4.80 (~1.9% yield) premium for a 43-day option (~16% annualized yield)
- Set aside \$255 to buy the stock, commit to buy MSFT ~8% lower
- MSFT traded to \$247 on expiry, took delivery of the shares and kept the \$4.80 in premium
- Our put lost \$3.20 and we got stock ~10% on sale. A long stock position would have lost ~\$30

Sell the Rip Discipline for Equities



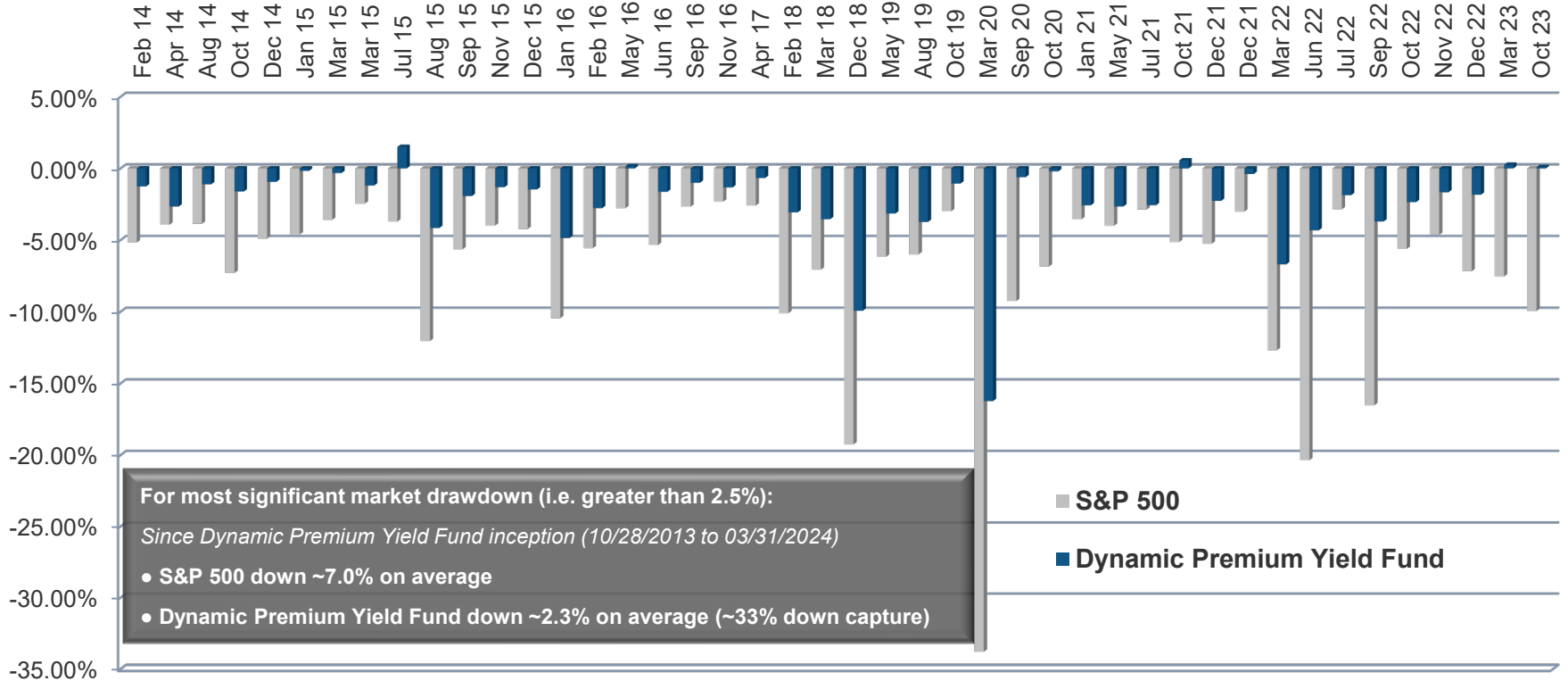
Microsoft

Fair Valuation Range for MSFT ~\$460

Write covered calls on quality stocks owned while retaining reasonable upside participation

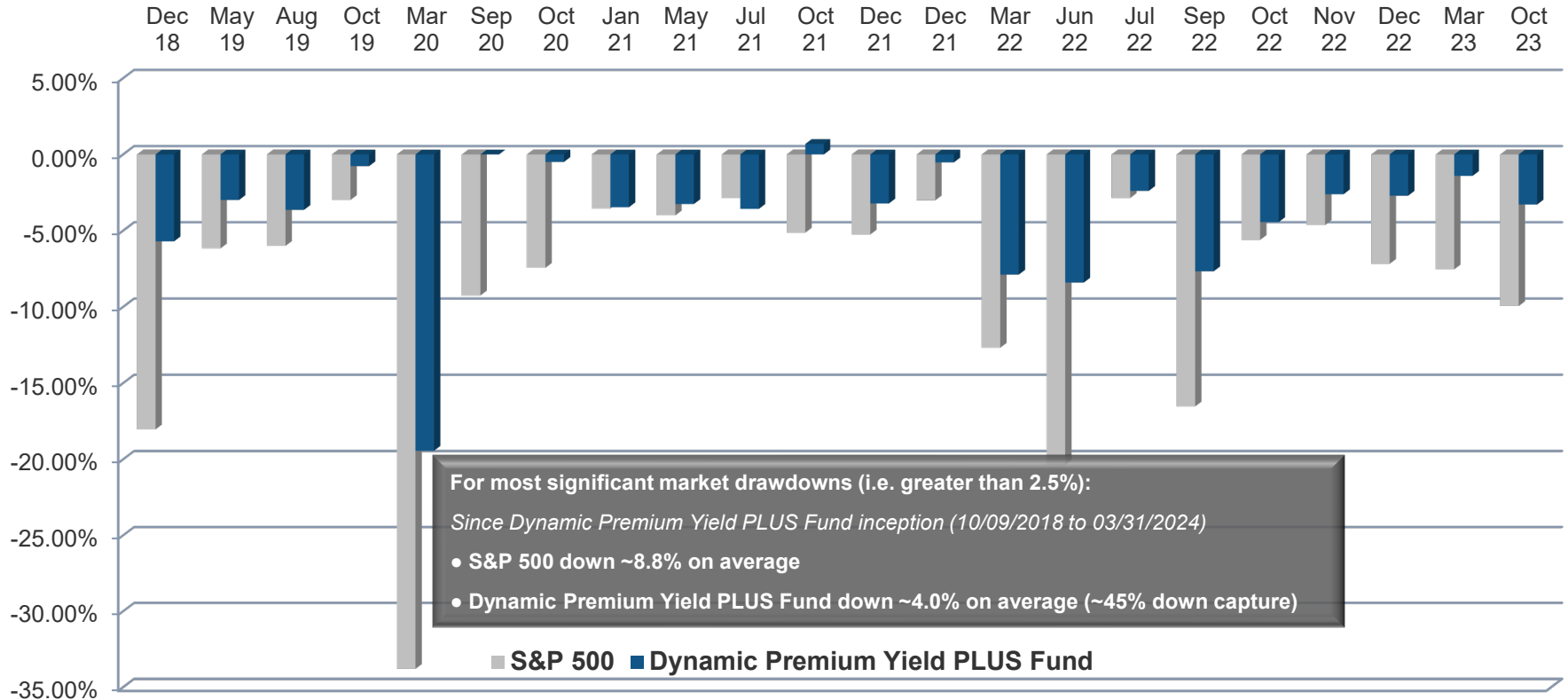
- Stock trading ~\$420 as of March 31
- P&L on the trade \$169.80 ($\$420 - \$255 + \4.80 in initial option premium)
- Wrote \$465 Call collecting \$2.54 (0.6%) for a 32-day option (6.9% annualized yield)
- Commit to sell Microsoft at \$465 (~11% higher than \$420)
- The next \$45 of gain would accrue to the fund → Upside participation ~11% locking in sell price

Fund Performance in a Protracted Bear Market?



Source: Bloomberg as of 03/31/2024, Indices are not managed, and it is not possible to invest directly in an index

Fund Performance in a Protracted Bear Market?



Source: Bloomberg as of 03/31/2024, Indices are not managed, and it is not possible to invest directly in an index

Fund Performance in a Protracted Bear Market?

**Dynamic
Premium Yield
Fund**

**Typical historical range
9% to 11%**

**Gross internal yield
(with hedges)**

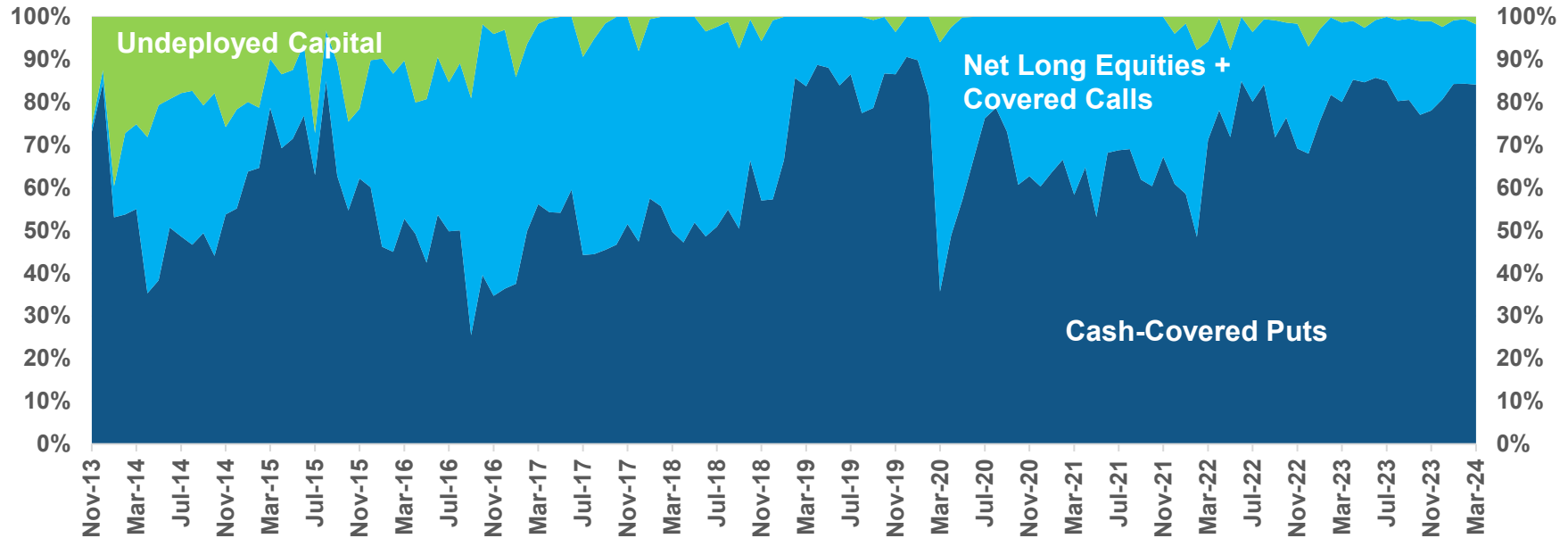
**Dynamic
Premium Yield
PLUS Fund**

**Typical historical range
15% to 20%**

**Gross internal yield
(with hedges)**

Historical Portfolio Allocation

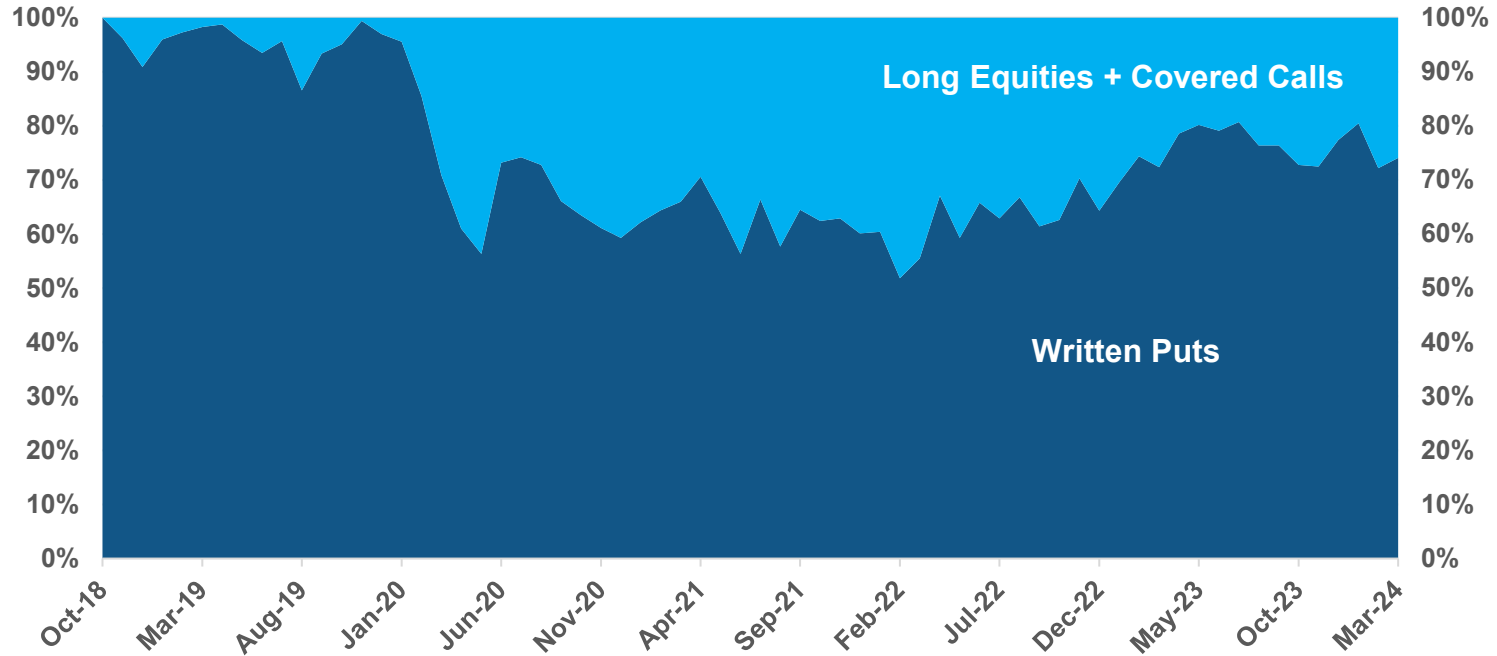
Dynamic Premium Yield Fund Since Inception – March 2024



Source: Dynamic Funds, Since inception date of 10/28/2013, this can also include synthetic cash

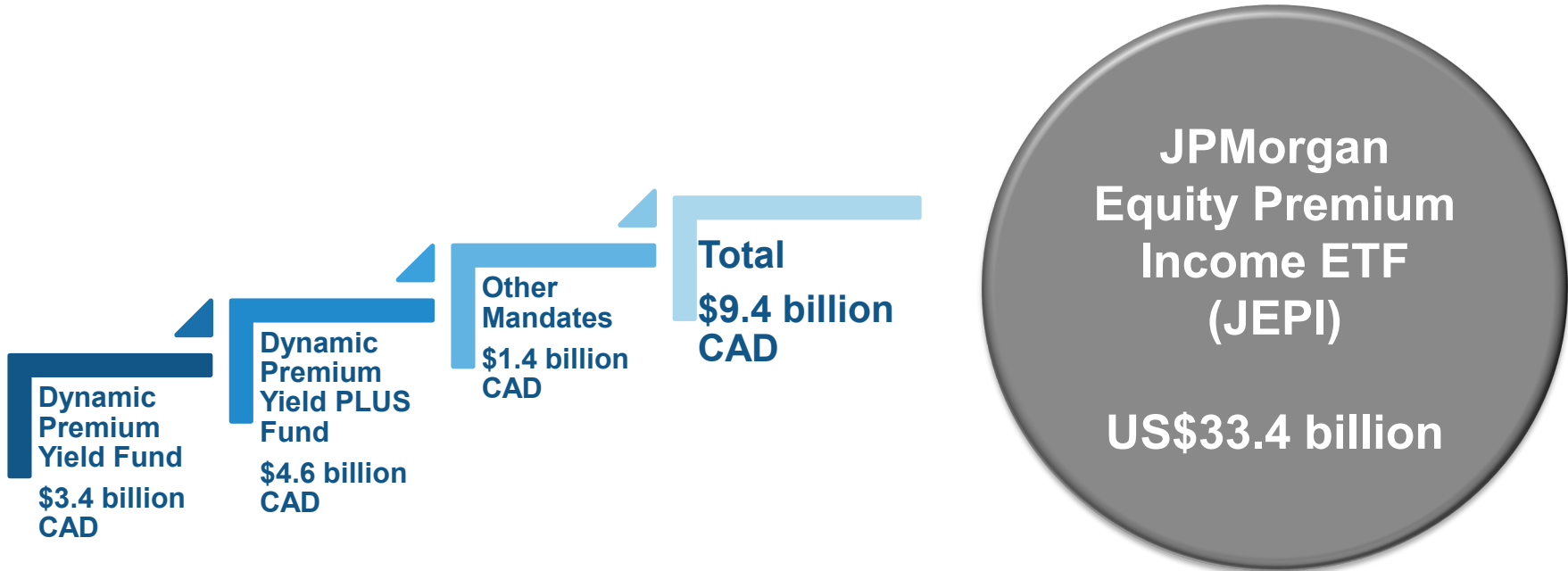
Historical Portfolio Allocation

Dynamic Premium Yield PLUS Fund Since Inception – March 2024



Source: Dynamic Funds, Since inception date of 10/09/2018, normalized to 100%

Are We Too Big?



Data as of March 31, 2024

Dynamic Funds[®]
Invest with advice.

Are We Too Big?



**Our Funds Annualized
Options Notional**

\$200-250 Billion*

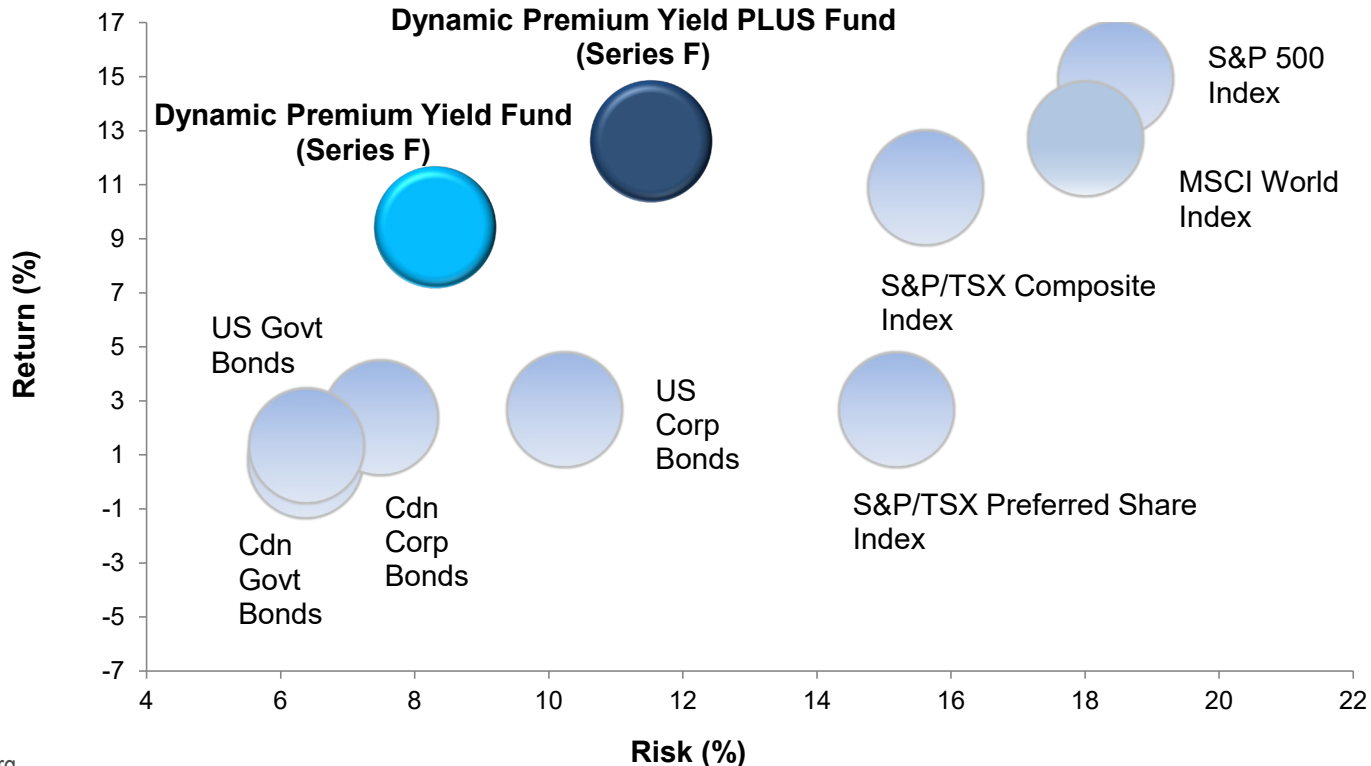


*Dynamic Funds Data – based off March 2024 run rate,

**Jane Street Execution Services – based off March 2024 run rate

Dynamic Funds[®]
Invest with advice.

How Would a Traditional 60/40 Portfolio Allocate to the Funds?



Source: Bloomberg,

Data as of 10/09/2018 to 03/31/2024, Indices are not managed, and it is not possible to invest directly in an index

ADVISOR USE ONLY

Important Information

ADVISOR USE ONLY

This presentation has been prepared by Scotia Global Asset Management and is provided for information purposes only. Views expressed regarding a particular investment, economy, industry or market sector should not be considered an indication of trading intent of any of the mutual funds managed by Scotia Global Asset Management. These views are not to be relied upon as investment advice nor should they be considered a recommendation to buy or sell. These views are subject to change at any time based upon markets and other conditions, and we disclaim any responsibility to update such views. To the extent this document contains information or data obtained from third party sources, it is believed to be accurate and reliable as of the date of publication, but Scotia Global Asset Management does not guarantee its accuracy or reliability. Nothing in this document is or should be relied upon as a promise or representation as to the future.

Scotia Global Asset Management is a business name used by 1832 Asset Management L.P., a limited partnership, the general partner of which is wholly owned by Scotiabank. Dynamic Funds® is a registered trademark of The Bank of Nova Scotia, used under license by, and is a division of, 1832 Asset Management L.P. © Copyright 2024 The Bank of Nova Scotia. All rights reserved.

Series A units are available for purchase to all investors, while Series F units are only available to investors who participate in eligible fee-based or wrap programs with their registered dealers. Differences in performance between these series are primarily due to differences in management fees and fixed administration fees. Performance results for Series F units may also appear higher than for Series A units as the management fee does not include the trailing commission. Commissions, trailing commissions, management fees and expenses all may be associated with mutual fund investments. Please read the prospectus before investing. The indicated rates of return are the historical annual compound total returns including changes in unit values and reinvestment of all distributions does not take into account sales, redemption or option changes or income taxes payable by any security holder that would have reduced returns. Mutual funds are not guaranteed, their values change frequently and past performance may not be repeated.