



# Active Alternatives™

The next evolution in meeting your financial goals

**Dynamic Funds®**  
*Invest with advice.*

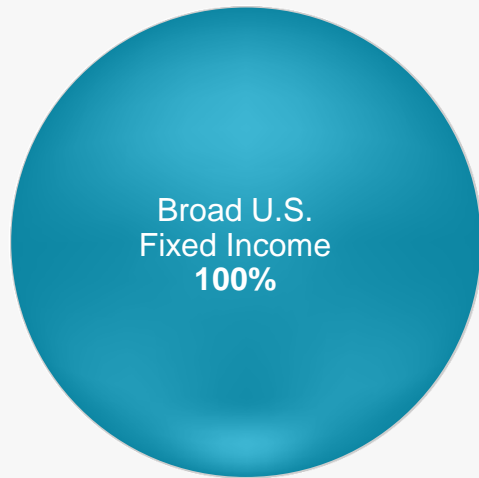
# The evolution of your financial plan

## More risk for the same return

More volatility  
for same return!

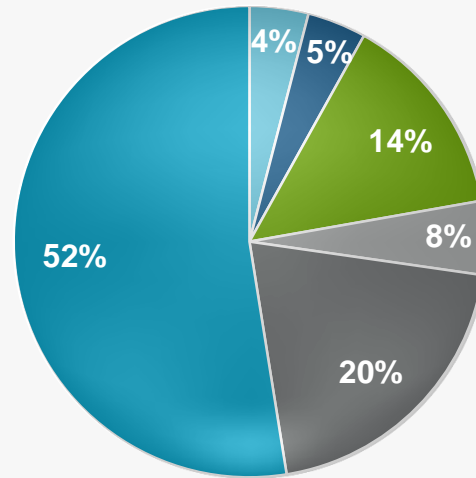
INCREASING COMPLEXITY

● Fixed Income ● Private Equity ● Real Estate ● Non-U.S. Equity ● U.S. Small Cap ● U.S. Large Cap



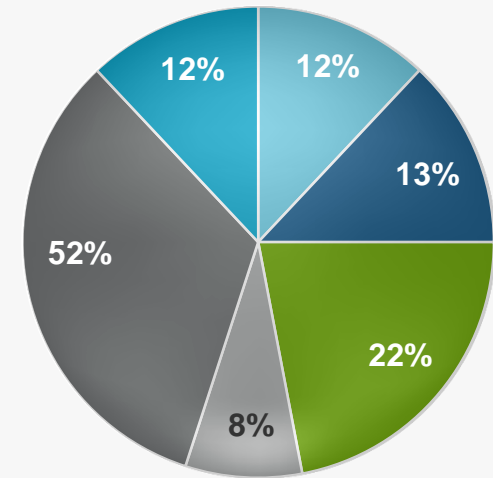
1995

|                    |      |
|--------------------|------|
| Expected return    | 7.5% |
| Standard deviation | 6.0% |



2005

|                    |      |
|--------------------|------|
| Expected return    | 7.5% |
| Standard deviation | 8.9% |



2015

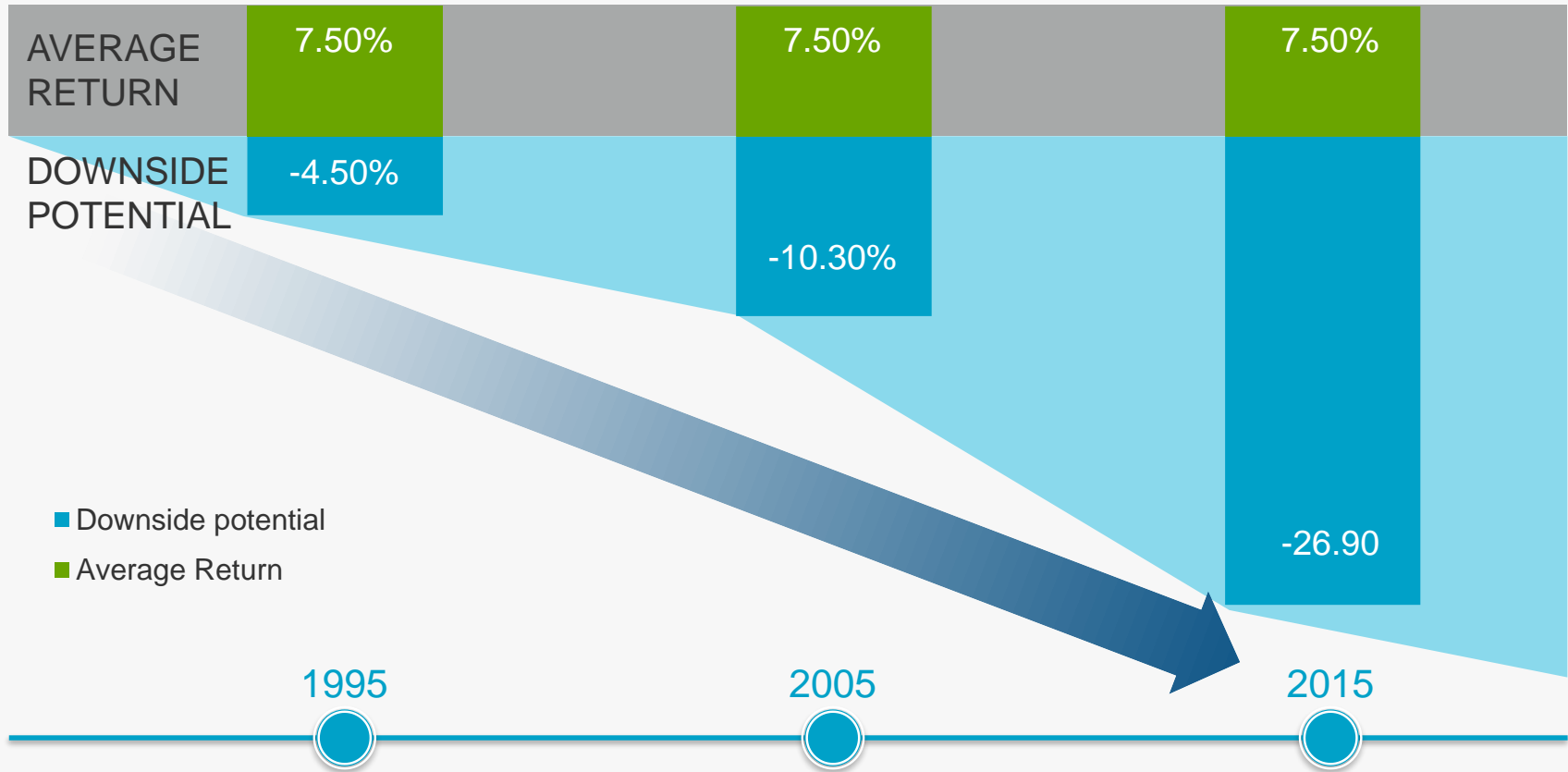
|                    |       |
|--------------------|-------|
| Expected return    | 7.5%  |
| Standard deviation | 17.2% |

INCREASING RISK

Source: Callan Capital Markets Projections.

**Dynamic Funds**<sup>®</sup>  
Invest with advice.

# Greater potential for loss



Portfolios are now **5X** riskier for the same return!

Source: Callan Capital Markets standard deviation and assumes 2 standard deviations away from mean and a normal distribution.

**Dynamic Funds**<sup>®</sup>  
Invest with advice.

# What exactly are alternative investments?

Unlike traditional assets (such as **stocks, bonds and cash**), alternative investments generally fall into one of three broad categories:

## 1 ALTERNATIVE ASSETS



commodities



real estate



infrastructure



currencies

## 2 ALTERNATIVE STRATEGIES



long/short



event-driven



market neutral

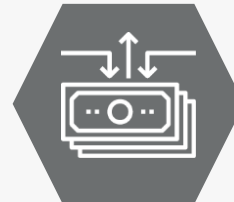


global macro

## 3 ILLIQUID INVESTMENTS



private credit



private equity



direct real estate

# What are liquid alternative funds?

Liquid alternatives combine the liquidity and transparency of mutual funds with access to some of the investment flexibility of hedge funds



## MUTUAL FUNDS

Stocks

Bonds

Liquidity

Regulated

## LIQUID ALTERNATIVE FUNDS



Goldilocks  
zone



## HEDGE FUNDS

Complex

Low correlation to markets

Protect in down markets



**For more information or to see the full presentation,  
please contact your Dynamic Funds sales representative.**

**Information contained herein is intended for the exclusive use of the addressee and is not for further distribution.**

Views expressed regarding a particular investment, economy, industry or market sector should not be considered an indication of trading intent of any of the mutual funds managed by 1832 Asset Management LP. These views are not to be relied upon as investment advice nor should they be considered a recommendation to buy or sell. These views are subject to change at any time based upon markets and other conditions, and we disclaim any responsibility to update such views. To the extent this document contains information or data obtained from third party sources, it is believed to be accurate and reliable as of the date of publication, but 1832 Asset Management L.P. does not guarantee its accuracy or reliability. Nothing in this document is or should be relied upon as a promise or representation as to the future.

Commissions, trailing commissions, management fees and expenses all may be associated with mutual fund investments. Please read the prospectus before investing. Mutual funds are not guaranteed, their values change frequently and past performance may not be repeated. The indicated rates of return are the historical annual compounded total returns including changes in units value and reinvestment of all distributions, and do not take into account sales, redemption, distribution or optional charges or income taxes payable by any security holder that would have reduced returns.

**This document is not to be distributed or reproduced without the consent of 1832 Asset management LP. Dynamic Funds® is a registered trademark of its owner, used under license, and a division of 1832 Asset management LP.**